

FORMATO

Numero de documento:
GAN-FOR-ADQ-02-02

Version:
02


Numero de hojas:
Ver pie de Pagina

Titulo:

CONCENTRADO DE EVALUACION A PROVEEDORES

AÑO: 2023

| PROVEEDOR | ENE | FEB | MAR | ABR | MAY | JUN | JUL | AGO | SEP | OCT | NOV | DIC | CUMPLACION TOTAL |
|---------------------------------------|--------------|---------------|--------------|--------------|---------------|---------------|---------------|---------------|---------------|---------------|---------------|---------------|------------------|
| ADHE-MELT MEXICO S.A DE CV | | | | | | | | | | | | | |
| Calidad (50%) | N/A | N/A | N/A | 50.0% | N/A | N/A | N/A | N/A | N/A | N/A | 50.0% | N/A | 50.0% |
| Compras (25%) | N/A | N/A | N/A | 15.0% | N/A | N/A | N/A | N/A | N/A | N/A | 15.0% | N/A | 15.0% |
| Almacen (15%) | N/A | N/A | N/A | 15.0% | N/A | N/A | N/A | N/A | N/A | N/A | 15.0% | N/A | 15.0% |
| Aseguramiento (10%) | N/A | N/A | N/A | 10.0% | N/A | N/A | N/A | N/A | N/A | N/A | 10.0% | N/A | 10.0% |
| HISTORICO | 0.0% | 0.0% | 0.0% | 90.0% | 0.0% | 0.0% | 0.0% | 0.0% | 0.0% | 0.0% | 90.0% | 0.0% | 90.0% |
| ALBERTO EULALIO VILIEDA CHAVEZ | | | | | | | | | | | | | |
| Calidad (50%) | 50.0% | 50.0% | N/A | 50.0% | 50.0% | 50.0% | N/A | 50.0% | 50.0% | 50.0% | 50.0% | 50.0% | 50.0% |
| Compras (25%) | 23.0% | 23.0% | N/A | 23.0% | 23.0% | 23.0% | N/A | 23.0% | 23.0% | 23.0% | 23.0% | 23.0% | 23.0% |
| Almacen (15%) | 10.0% | 10.0% | N/A | 10.0% | 10.0% | 10.0% | N/A | 10.0% | 10.0% | 10.0% | 10.0% | 10.0% | 10.0% |
| Aseguramiento (10%) | 10.0% | 10.0% | N/A | 10.0% | 10.0% | 10.0% | N/A | 10.0% | 10.0% | 10.0% | 10.0% | 10.0% | 10.0% |
| HISTORICO | 93.0% | 93.0% | 0.0% | 93.0% | 93.0% | 93.0% | 0.0% | 93.0% | 93.0% | 93.0% | 93.0% | 93.0% | 93.0% |
| ANIMARE INCS DE RL DE CV | | | | | | | | | | | | | |
| Calidad (50%) | N/A | 50.0% | 35.0% | N/A | 50.0% | 50.0% | 50.0% | 50.0% | 50.0% | 50.0% | 50.0% | 50.0% | 48.5% |
| Compras (25%) | N/A | 25.0% | 25.0% | N/A | 25.0% | 25.0% | 25.0% | 25.0% | 25.0% | 25.0% | 25.0% | 25.0% | 25.0% |
| Almacen (15%) | N/A | 15.0% | 15.0% | N/A | 15.0% | 15.0% | 15.0% | 15.0% | 15.0% | 15.0% | 15.0% | 15.0% | 15.0% |
| Aseguramiento (10%) | N/A | 10.0% | 10.0% | N/A | 10.0% | 10.0% | 10.0% | 10.0% | 10.0% | 10.0% | 10.0% | 10.0% | 10.0% |
| HISTORICO | 0.0% | 100.0% | 85.0% | 0.0% | 100.0% | 100.0% | 100.0% | 100.0% | 100.0% | 100.0% | 100.0% | 100.0% | 98.5% |
| ARTURO GUTIERREZ | | | | | | | | | | | | | |
| Calidad (50%) | 50.0% | 50.0% | 25.0% | N/A | N/A | N/A | N/A | 50.0% | 25.0% | 50.0% | N/A | 25.0% | 39.3% |
| Compras (25%) | 21.0% | 21.0% | 21.0% | N/A | N/A | N/A | N/A | 21.0% | 21.0% | 21.0% | N/A | 21.0% | 21.0% |
| Almacen (15%) | 10.0% | 10.0% | 10.0% | N/A | N/A | N/A | N/A | 10.0% | 10.0% | 10.0% | N/A | 10.0% | 10.0% |
| Aseguramiento (10%) | 10.0% | 10.0% | 10.0% | N/A | N/A | N/A | N/A | 10.0% | 10.0% | 10.0% | N/A | 10.0% | 10.0% |
| HISTORICO | 91.0% | 91.0% | 66.0% | 0.0% | 0.0% | 0.0% | 0.0% | 91.0% | 66.0% | 91.0% | 0.0% | 66.0% | 80.3% |
| ASPEN SURGICAL PRODUCTS INC | | | | | | | | | | | | | |
| Calidad (50%) | N/A | N/A | N/A | N/A | N/A | N/A | N/A | N/A | N/A | N/A | N/A | N/A | 40.0% |
| Compras (25%) | N/A | N/A | N/A | N/A | N/A | N/A | N/A | N/A | N/A | N/A | N/A | N/A | 20.0% |
| Almacen (15%) | N/A | N/A | N/A | N/A | N/A | N/A | N/A | N/A | N/A | N/A | N/A | N/A | 15.0% |
| Aseguramiento (10%) | N/A | N/A | N/A | N/A | N/A | N/A | N/A | N/A | N/A | N/A | N/A | N/A | 10.0% |
| HISTORICO | 0.0% | 0.0% | 0.0% | 0.0% | 85.0% | 0.0% | 0.0% | 0.0% | 0.0% | 0.0% | 0.0% | 0.0% | 85.0% |
| BLAROB EPAQUES SA DE CV | | | | | | | | | | | | | |



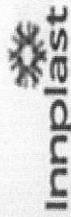
FORMATO

Número de documento:
GANFOR-ADQ-02-02Versión:
02Número de hojas:
Ver pie de Página

Título:

CONCENTRADO DE EVALUACIÓN A PROVEEDORES

| | | | | | | | | | | | | | | | | | | | | | |
|---|-------|-------|-------|-------|-------|-------|-------|-------|-------|-------|-------|-------|-------|-------|-------|-------|-------|-------|-------|-------|-------|
| Calidad (50%) | N/A | N/A | N/A | N/A | N/A | N/A | N/A | N/A | N/A | N/A | N/A | N/A | N/A | N/A | N/A | N/A | N/A | N/A | 40.0% | 40.0% | |
| Compras (25%). | N/A | N/A | N/A | N/A | N/A | N/A | N/A | N/A | N/A | N/A | N/A | N/A | N/A | N/A | N/A | N/A | N/A | N/A | 20.0% | 20.0% | |
| Almacén (15%). | N/A | N/A | N/A | N/A | N/A | N/A | N/A | N/A | N/A | N/A | N/A | N/A | N/A | N/A | N/A | N/A | N/A | N/A | 10.0% | 10.0% | |
| Aseguramiento (10%) | N/A | N/A | N/A | N/A | N/A | N/A | N/A | N/A | N/A | N/A | N/A | N/A | N/A | N/A | N/A | N/A | N/A | N/A | 10.0% | 10.0% | |
| HISTORICO | 0.0% | 0.0% | 0.0% | 0.0% | 0.0% | 0.0% | 0.0% | 0.0% | 0.0% | 0.0% | 0.0% | 0.0% | 0.0% | 0.0% | 0.0% | 0.0% | 0.0% | 0.0% | 80.0% | 80.0% | |
| CARDO TOUCH FASTENERS SA DE CV | | | | | | | | | | | | | | | | | | | | | |
| Calidad (50%) | N/A | N/A | N/A | N/A | N/A | N/A | N/A | N/A | N/A | N/A | N/A | N/A | N/A | N/A | N/A | N/A | N/A | N/A | N/A | 40.0% | 40.0% |
| Compras (25%). | N/A | N/A | N/A | N/A | N/A | N/A | N/A | N/A | N/A | N/A | N/A | N/A | N/A | N/A | N/A | N/A | N/A | N/A | 20.0% | N/A | 20.0% |
| Almacén (15%). | N/A | N/A | N/A | N/A | N/A | N/A | N/A | N/A | N/A | N/A | N/A | N/A | N/A | N/A | N/A | N/A | N/A | N/A | 10.0% | N/A | N/A |
| Aseguramiento (10%) | N/A | N/A | N/A | N/A | N/A | N/A | N/A | N/A | N/A | N/A | N/A | N/A | N/A | N/A | N/A | N/A | N/A | N/A | 10.0% | N/A | 10.0% |
| HISTORICO | 0.0% | 0.0% | 0.0% | 0.0% | 0.0% | 0.0% | 0.0% | 0.0% | 0.0% | 0.0% | 0.0% | 0.0% | 0.0% | 0.0% | 0.0% | 0.0% | 0.0% | 0.0% | 80.0% | 0.0% | 70.0% |
| COMERCIALIZADORA BREVER S.A DE C.V. | | | | | | | | | | | | | | | | | | | | | |
| Calidad (50%) | N/A | N/A | N/A | N/A | N/A | N/A | N/A | N/A | N/A | N/A | N/A | N/A | N/A | N/A | N/A | N/A | N/A | N/A | N/A | N/A | 0.0% |
| Compras (25%). | N/A | N/A | N/A | N/A | N/A | N/A | N/A | N/A | N/A | N/A | N/A | N/A | N/A | N/A | N/A | N/A | N/A | N/A | N/A | N/A | 15.0% |
| Almacén (15%). | N/A | N/A | N/A | N/A | N/A | N/A | N/A | N/A | N/A | N/A | N/A | N/A | N/A | N/A | N/A | N/A | N/A | N/A | N/A | N/A | 0.0% |
| Aseguramiento (10%) | N/A | N/A | N/A | N/A | N/A | N/A | N/A | N/A | N/A | N/A | N/A | N/A | N/A | N/A | N/A | N/A | N/A | N/A | N/A | N/A | 10.0% |
| HISTORICO | 0.0% | 0.0% | 0.0% | 0.0% | 0.0% | 0.0% | 0.0% | 0.0% | 0.0% | 0.0% | 0.0% | 0.0% | 0.0% | 0.0% | 0.0% | 0.0% | 0.0% | 0.0% | 0.0% | 0.0% | 25.0% |
| COMERCIALIZADORA E INDUSTRIALIZADORA 919 | | | | | | | | | | | | | | | | | | | | | |
| Calidad (50%) | N/A | 45.0% | N/A | N/A | N/A | N/A | N/A | N/A | N/A | N/A | N/A | N/A | N/A | N/A | N/A | N/A | N/A | N/A | N/A | N/A | 45.0% |
| Compras (25%). | N/A | 19.0% | N/A | N/A | N/A | N/A | N/A | N/A | N/A | N/A | N/A | N/A | N/A | N/A | N/A | N/A | N/A | N/A | N/A | N/A | 19.0% |
| Almacén (15%). | N/A | 10.0% | N/A | N/A | N/A | N/A | N/A | N/A | N/A | N/A | N/A | N/A | N/A | N/A | N/A | N/A | N/A | N/A | N/A | N/A | 10.0% |
| Aseguramiento (10%) | N/A | 10.0% | N/A | N/A | N/A | N/A | N/A | N/A | N/A | N/A | N/A | N/A | N/A | N/A | N/A | N/A | N/A | N/A | N/A | N/A | 10.0% |
| HISTORICO | 0.0% | 84.0% | 0.0% | 0.0% | 0.0% | 0.0% | 0.0% | 0.0% | 0.0% | 0.0% | 0.0% | 0.0% | 0.0% | 0.0% | 0.0% | 0.0% | 0.0% | 0.0% | 0.0% | 0.0% | 84.0% |
| COMERCIALIZADORA KELLY S.A DE C.V. | | | | | | | | | | | | | | | | | | | | | |
| Calidad (50%) | 50.0% | 50.0% | 50.0% | 50.0% | 50.0% | 50.0% | 50.0% | 50.0% | 50.0% | 50.0% | 50.0% | 50.0% | 50.0% | 50.0% | 50.0% | 50.0% | 50.0% | 50.0% | 50.0% | 50.0% | 50.0% |
| Compras (25%). | 25.0% | 25.0% | 25.0% | 25.0% | 25.0% | 25.0% | 25.0% | 25.0% | 25.0% | 25.0% | 25.0% | 25.0% | 25.0% | 25.0% | 25.0% | 25.0% | 25.0% | 25.0% | 25.0% | 25.0% | 25.0% |
| Almacén (15%). | 10.0% | 10.0% | 10.0% | 10.0% | 10.0% | 10.0% | 10.0% | 10.0% | 10.0% | 10.0% | 10.0% | 10.0% | 10.0% | 10.0% | 10.0% | 10.0% | 10.0% | 10.0% | 10.0% | 10.0% | 10.0% |
| Aseguramiento (10%) | 10.0% | 10.0% | 10.0% | 10.0% | 10.0% | 10.0% | 10.0% | 10.0% | 10.0% | 10.0% | 10.0% | 10.0% | 10.0% | 10.0% | 10.0% | 10.0% | 10.0% | 10.0% | 10.0% | 10.0% | 10.0% |
| HISTORICO | 95.0% | 95.0% | 95.0% | 95.0% | 95.0% | 95.0% | 95.0% | 95.0% | 95.0% | 95.0% | 95.0% | 95.0% | 95.0% | 95.0% | 95.0% | 95.0% | 95.0% | 95.0% | 95.0% | 95.0% | 95.0% |
| DEGASA S.A DE C.V. | | | | | | | | | | | | | | | | | | | | | |
| Calidad (50%) | 40.0% | 0.0% | 20.0% | 10.0% | 8.8% | 8.8% | 8.8% | 8.8% | 8.8% | 8.8% | 8.8% | 8.8% | 8.8% | 8.8% | 8.8% | 8.8% | 8.8% | 8.8% | 8.8% | 8.8% | 13.0% |
| Compras (25%). | 25.0% | 25.0% | 25.0% | 25.0% | 25.0% | 25.0% | 25.0% | 25.0% | 25.0% | 25.0% | 25.0% | 25.0% | 25.0% | 25.0% | 25.0% | 25.0% | 25.0% | 25.0% | 25.0% | 25.0% | 25.0% |
| Almacén (15%). | 10.0% | 10.0% | 10.0% | 10.0% | 10.0% | 10.0% | 10.0% | 10.0% | 10.0% | 10.0% | 10.0% | 10.0% | 10.0% | 10.0% | 10.0% | 10.0% | 10.0% | 10.0% | 10.0% | 10.0% | 10.0% |



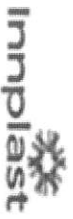
FORMATO

Título:

Numero de documento:
GAN-FOR-ADQ-02-02Versión:
02Numero de hojas:
Ver pie de Página

CONCENTRADO DE EVALUACIÓN A PROVEEDORES

| | | | | | | | | | | | | | | |
|--|--------|--------|-------|-------|-------|-------|--------|--------|--------|--------|--------|--------|--------|--------|
| HISTORICO | 97.0% | 84.5% | 97.0% | 80.3% | 97.0% | 97.0% | 97.0% | 84.5% | 97.0% | 97.0% | 84.5% | 97.0% | 97.0% | 92.5% |
| ETICORI SA DE CV | | | | | | | | | | | | | | |
| Calidad (50%) | 50.0% | 50.0% | 35.0% | 35.0% | 50.0% | N/A | 50.0% | 50.0% | 50.0% | 35.0% | 50.0% | 50.0% | 35.0% | 44.5% |
| Compras (25%) | 20.0% | 20.0% | 20.0% | 20.0% | 20.0% | 20.0% | 20.0% | 20.0% | 20.0% | 20.0% | 20.0% | 20.0% | 20.0% | 20.0% |
| Almacén (15%) | 15.0% | 15.0% | 15.0% | 15.0% | 15.0% | N/A | 15.0% | 15.0% | 15.0% | 15.0% | 15.0% | 15.0% | 15.0% | 15.0% |
| Aseguramiento (10%) | 10.0% | 10.0% | 10.0% | 10.0% | 10.0% | N/A | 10.0% | 10.0% | 10.0% | 10.0% | 10.0% | 10.0% | 10.0% | 10.0% |
| HISTORICO | 95.0% | 95.0% | 80.0% | 80.0% | 95.0% | 20.0% | 95.0% | 95.0% | 80.0% | 80.0% | 95.0% | 95.0% | 80.0% | 89.5% |
| FITESANONWOVENS MEXICO SA DE CV | | | | | | | | | | | | | | |
| Calidad (50%) | N/A | 45.0% | 25.0% | N/A | N/A | N/A | 45.0% | 25.0% | N/A | N/A | N/A | N/A | N/A | 35.0% |
| Compras (25%) | N/A | 25.0% | 25.0% | N/A | N/A | N/A | 25.0% | 25.0% | N/A | N/A | N/A | N/A | N/A | 25.0% |
| Almacén (15%) | N/A | 10.0% | 10.0% | N/A | N/A | N/A | 10.0% | 10.0% | N/A | N/A | N/A | N/A | N/A | 10.0% |
| Aseguramiento (10%) | N/A | 10.0% | 10.0% | N/A | N/A | N/A | 10.0% | 10.0% | N/A | N/A | N/A | N/A | N/A | 10.0% |
| HISTORICO | 0.0% | 90.0% | 70.0% | 0.0% | 0.0% | 0.0% | 90.0% | 70.0% | 0.0% | 0.0% | 0.0% | 0.0% | 0.0% | 80.0% |
| FORE CARE MEDICAL SA DE CV | | | | | | | | | | | | | | |
| Calidad (50%) | 50.0% | 50.0% | 0.0% | N/A | N/A | N/A | 50.0% | 50.0% | 50.0% | 50.0% | 50.0% | 50.0% | 50.0% | 44.4% |
| Compras (25%) | 25.0% | 25.0% | 25.0% | N/A | N/A | N/A | 25.0% | 25.0% | 25.0% | 25.0% | 25.0% | 25.0% | 25.0% | 25.0% |
| Almacén (15%) | 15.0% | 15.0% | 15.0% | N/A | N/A | N/A | 15.0% | 15.0% | 15.0% | 15.0% | 15.0% | 15.0% | 15.0% | 15.0% |
| Aseguramiento (10%) | 10.0% | 10.0% | 10.0% | N/A | N/A | N/A | 10.0% | 10.0% | 10.0% | 10.0% | 10.0% | 10.0% | 10.0% | 10.0% |
| HISTORICO | 100.0% | 100.0% | 50.0% | 0.0% | 0.0% | 0.0% | 100.0% | 100.0% | 100.0% | 100.0% | 100.0% | 100.0% | 100.0% | 94.4% |
| GEORGINA TORRES VIGUERAS | | | | | | | | | | | | | | |
| Calidad (50%) | N/A | 50.0% | N/A | N/A | N/A | N/A | N/A | N/A | N/A | N/A | N/A | N/A | N/A | 50.0% |
| Compras (25%) | N/A | 25.0% | N/A | N/A | N/A | N/A | N/A | N/A | N/A | N/A | N/A | N/A | N/A | 25.0% |
| Almacén (15%) | N/A | 15.0% | N/A | N/A | N/A | N/A | N/A | N/A | N/A | N/A | N/A | N/A | N/A | 15.0% |
| Aseguramiento (10%) | N/A | 10.0% | N/A | N/A | N/A | N/A | N/A | N/A | N/A | N/A | N/A | N/A | N/A | 10.0% |
| HISTORICO | 0.0% | 100.0% | 0.0% | 0.0% | 0.0% | 0.0% | 0.0% | 0.0% | 0.0% | 0.0% | 0.0% | 0.0% | 0.0% | 100.0% |
| HECTOR HERMES LOPEZ HERRERA | | | | | | | | | | | | | | |
| Calidad (50%) | 50.0% | N/A | 50.0% | 50.0% | N/A | N/A | 50.0% | 50.0% | 50.0% | 50.0% | 50.0% | 50.0% | 50.0% | 50.0% |
| Compras (25%) | 25.0% | N/A | 25.0% | 25.0% | N/A | N/A | 25.0% | 25.0% | 25.0% | 25.0% | 25.0% | 25.0% | 25.0% | 25.0% |
| Almacén (15%) | 10.0% | N/A | 10.0% | 10.0% | N/A | N/A | 10.0% | 10.0% | 10.0% | 10.0% | 10.0% | 10.0% | 10.0% | 10.0% |
| Aseguramiento (10%) | 10.0% | N/A | 10.0% | 10.0% | N/A | N/A | 10.0% | 10.0% | 10.0% | 10.0% | 10.0% | 10.0% | 10.0% | 10.0% |



Título:

FORMATO

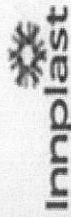
Numero de documento:
GAN-FOR-ADQ-02-02

Version:
02

Numero de hojas:
Ver pie de página

CONCENTRADO DE EVALUACION A PROVEEDORES

| HISTORICO | 95.0% | 0.0% | 95.0% | 95.0% | 0.0% | 0.0% | 95.0% | 95.0% | 95.0% | 95.0% | 95.0% | 95.0% | 95.0% | 95.0% | 95.0% | 95.0% | 95.0% | |
|--|--------------|--------------|--------------|--------------|--------------|--------------|--------------|-------------|--------------|--------------|--------------|-------------|--------------|--------------|--------------|-------------|--------------|--------------|
| HONGKONG STATNOL TECHNOLOGY CO., LIMITED | | | | | | | | | | | | | | | | | | |
| Calidad (50%) | N/A | N/A | 50.0% | N/A | N/A | N/A | 50.0% | N/A | 50.0% | N/A | 50.0% | N/A | 50.0% | N/A | 50.0% | N/A | 50.0% | 50.0% |
| Compras (25%) | N/A | N/A | 20.0% | N/A | N/A | N/A | 20.0% | N/A | 20.0% | N/A | 20.0% | N/A | 20.0% | N/A | 20.0% | N/A | 20.0% | 20.0% |
| Almacén (15%) | N/A | N/A | 15.0% | N/A | N/A | N/A | 15.0% | N/A | 15.0% | N/A | 15.0% | N/A | 15.0% | N/A | 15.0% | N/A | 15.0% | 15.0% |
| Aseguramiento (10%) | N/A | N/A | 10.0% | N/A | N/A | N/A | 10.0% | N/A | 10.0% | N/A | 10.0% | N/A | 10.0% | N/A | 10.0% | N/A | 10.0% | 10.0% |
| HISTORICO | 0.0% | 0.0% | 95.0% | 0.0% | 0.0% | 0.0% | 95.0% | 0.0% | 95.0% | 0.0% | 95.0% | 0.0% | 95.0% | 0.0% | 95.0% | 0.0% | 95.0% | 95.0% |
| IMPERIAL FOOD SERVICE S.A. DE C.V. | | | | | | | | | | | | | | | | | | |
| Calidad (50%) | 45.0% | N/A | N/A | N/A | N/A | N/A | 45.0% | N/A | N/A | N/A | 45.0% | N/A | N/A | N/A | N/A | N/A | N/A | 45.0% |
| Compras (25%) | 22.0% | N/A | N/A | N/A | N/A | N/A | 22.0% | N/A | N/A | N/A | 22.0% | N/A | N/A | N/A | N/A | N/A | N/A | 22.0% |
| Almacén (15%) | 10.0% | N/A | N/A | N/A | N/A | N/A | 10.0% | N/A | N/A | N/A | 10.0% | N/A | N/A | N/A | N/A | N/A | N/A | 10.0% |
| Aseguramiento (10%) | 10.0% | N/A | N/A | N/A | N/A | N/A | 10.0% | N/A | N/A | N/A | 10.0% | N/A | N/A | N/A | N/A | N/A | N/A | 10.0% |
| HISTORICO | 87.0% | 0.0% | 0.0% | 0.0% | 0.0% | 0.0% | 87.0% | 0.0% | 0.0% | 0.0% | 87.0% | 0.0% | 0.0% | 0.0% | 0.0% | 0.0% | 87.0% | 87.0% |
| INDUSTRIAS PLASTICAS MEDICAS S.A. DE C.V. | | | | | | | | | | | | | | | | | | |
| Calidad (50%) | N/A | N/A | 45.0% | N/A | N/A | N/A | 45.0% | N/A | N/A | N/A | 45.0% | N/A | N/A | N/A | N/A | N/A | N/A | 45.0% |
| Compras (25%) | N/A | N/A | 20.0% | N/A | N/A | N/A | 20.0% | N/A | N/A | N/A | 20.0% | N/A | N/A | N/A | N/A | N/A | N/A | 20.0% |
| Almacén (15%) | N/A | N/A | 10.0% | N/A | N/A | N/A | 10.0% | N/A | N/A | N/A | 10.0% | N/A | N/A | N/A | N/A | N/A | N/A | 10.0% |
| Aseguramiento (10%) | N/A | N/A | 10.0% | N/A | N/A | N/A | 10.0% | N/A | N/A | N/A | 10.0% | N/A | N/A | N/A | N/A | N/A | N/A | 10.0% |
| HISTORICO | 0.0% | 0.0% | 85.0% | 0.0% | 0.0% | 0.0% | 85.0% | 0.0% | 0.0% | 0.0% | 85.0% | 0.0% | 0.0% | 0.0% | 0.0% | 0.0% | 85.0% | 85.0% |
| JOSE MERCED JONATHAN CAMARGO | | | | | | | | | | | | | | | | | | |
| Calidad (50%) | 50.0% | 50.0% | N/A | 50.0% | 50.0% | 50.0% | 50.0% | N/A | 50.0% | 50.0% | 50.0% | N/A | 50.0% | 50.0% | N/A | 50.0% | N/A | 50.0% |
| Compras (25%) | 15.0% | 15.0% | N/A | 15.0% | 15.0% | 15.0% | 15.0% | N/A | 15.0% | 15.0% | 15.0% | N/A | 15.0% | 15.0% | N/A | 15.0% | N/A | 15.0% |
| Almacén (15%) | 10.0% | 10.0% | N/A | 10.0% | 10.0% | 10.0% | 10.0% | N/A | 10.0% | 10.0% | 10.0% | N/A | 10.0% | 10.0% | N/A | 10.0% | N/A | 10.0% |
| Aseguramiento (10%) | 10.0% | 10.0% | N/A | 10.0% | 10.0% | 10.0% | 10.0% | N/A | 10.0% | 10.0% | 10.0% | N/A | 10.0% | 10.0% | N/A | 10.0% | N/A | 10.0% |
| HISTORICO | 85.0% | 85.0% | 0.0% | 85.0% | 85.0% | 85.0% | 85.0% | 0.0% | 85.0% | 85.0% | 85.0% | 0.0% | 85.0% | 85.0% | 85.0% | 0.0% | 85.0% | 85.0% |
| JTC PROVEEDOR MEDICO S.A. DE C.V. | | | | | | | | | | | | | | | | | | |
| Calidad (50%) | 50.0% | 30.0% | 45.0% | N/A | 50.0% | 50.0% | 50.0% | 0.0% | 50.0% | 30.0% | 45.0% | 50.0% | 30.0% | 45.0% | 50.0% | 30.0% | 45.0% | 38.6% |
| Compras (25%) | 25.0% | 25.0% | 25.0% | N/A | 25.0% | 25.0% | 25.0% | 25.0% | 25.0% | 25.0% | 25.0% | 25.0% | 25.0% | 25.0% | 25.0% | 25.0% | 25.0% | 25.0% |
| Almacén (15%) | 15.0% | 15.0% | 15.0% | N/A | 15.0% | 15.0% | 15.0% | 15.0% | 15.0% | 15.0% | 15.0% | 15.0% | 15.0% | 15.0% | 15.0% | 15.0% | 15.0% | 15.0% |
| Aseguramiento (10%) | 10.0% | 10.0% | 10.0% | N/A | 10.0% | 10.0% | 10.0% | 10.0% | 10.0% | 10.0% | 10.0% | 10.0% | 10.0% | 10.0% | 10.0% | 10.0% | 10.0% | 10.0% |



FORMATO

Número de documento:
GANFOR-ADQ-02-02Versión:
02Número de hojas:
Ver pie de Página

Título:

CONCENTRADO DE EVALUACIÓN A PROVEEDORES

| | | | | | | | | | | | | | | |
|--|--------|-------|-------|--------|--------|--------|--------|--------|--------|--------|--------|-------|--------|--------|
| HISTORICO | 100.0% | 80.0% | 95.0% | 0.0% | 100.0% | 50.0% | 100.0% | 80.0% | 95.0% | 100.0% | 80.0% | 95.0% | 100.0% | 88.6% |
| MADAME DUBARRY S.A. DE C.V. | | | | | | | | | | | | | | |
| Calidad (50%) | N/A | 45.0% | N/A | N/A | N/A | N/A | N/A | N/A | N/A | N/A | N/A | N/A | N/A | 45.0% |
| Compras (25%) | N/A | 10.0% | N/A | N/A | N/A | N/A | N/A | N/A | N/A | N/A | N/A | N/A | N/A | 10.0% |
| Almacén (15%) | N/A | 10.0% | N/A | N/A | N/A | N/A | N/A | N/A | N/A | N/A | N/A | N/A | N/A | 10.0% |
| Aseguramiento (10%) | N/A | 10.0% | N/A | N/A | N/A | N/A | N/A | N/A | N/A | N/A | N/A | N/A | N/A | 10.0% |
| HISTORICO | 0.0% | 75.0% | 0.0% | 0.0% | 0.0% | 0.0% | 0.0% | 0.0% | 0.0% | 0.0% | 0.0% | 0.0% | 0.0% | 75.0% |
| MARIA ADRIANA MACIAS CARBAJAL | | | | | | | | | | | | | | |
| Calidad (50%) | 40.0% | 15.0% | 25.0% | 35.0% | 25.0% | 20.0% | 35.0% | 25.0% | 20.0% | 20.0% | 25.0% | 20.0% | 35.0% | 26.7% |
| Compras (25%) | 25.0% | 25.0% | 25.0% | 25.0% | 25.0% | 25.0% | 25.0% | 25.0% | 25.0% | 25.0% | 25.0% | 25.0% | 25.0% | 25.0% |
| Almacén (15%) | 10.0% | 10.0% | 10.0% | 10.0% | 10.0% | 10.0% | 10.0% | 10.0% | 10.0% | 10.0% | 10.0% | 10.0% | 10.0% | 10.0% |
| Aseguramiento (10%) | 10.0% | 10.0% | 10.0% | 10.0% | 10.0% | 10.0% | 10.0% | 10.0% | 10.0% | 10.0% | 10.0% | 10.0% | 10.0% | 10.0% |
| HISTORICO | 85.0% | 60.0% | 70.0% | 80.0% | 70.0% | 65.0% | 80.0% | 70.0% | 65.0% | 80.0% | 70.0% | 65.0% | 80.0% | 71.7% |
| MATERIALES Y ABASTOS ESPECIALIZADOS | | | | | | | | | | | | | | |
| Calidad (50%) | 45.0% | N/A | N/A | N/A | N/A | N/A | N/A | N/A | N/A | N/A | N/A | N/A | N/A | 45.0% |
| Compras (25%) | 10.0% | N/A | N/A | N/A | N/A | N/A | N/A | N/A | N/A | N/A | N/A | N/A | N/A | 10.0% |
| Almacén (15%) | 10.0% | N/A | N/A | N/A | N/A | N/A | N/A | N/A | N/A | N/A | N/A | N/A | N/A | 10.0% |
| Aseguramiento (10%) | 10.0% | N/A | N/A | N/A | N/A | N/A | N/A | N/A | N/A | N/A | N/A | N/A | N/A | 10.0% |
| HISTORICO | 75.0% | 0.0% | 0.0% | 0.0% | 0.0% | 0.0% | 75.0% | 0.0% | 0.0% | 0.0% | 0.0% | 0.0% | 0.0% | 75.0% |
| MERKA MED DESECHABLES S.A DE C.V | | | | | | | | | | | | | | |
| Calidad (50%) | 50.0% | N/A | N/A | 50.0% | N/A | 50.0% | 50.0% | 50.0% | 50.0% | 50.0% | 50.0% | N/A | N/A | 50.0% |
| Compras (25%) | 25.0% | N/A | N/A | 25.0% | N/A | 25.0% | 25.0% | 25.0% | 25.0% | 25.0% | 25.0% | N/A | N/A | 25.0% |
| Almacén (15%) | 15.0% | N/A | N/A | 15.0% | N/A | 15.0% | 15.0% | 15.0% | 15.0% | 15.0% | 15.0% | N/A | N/A | 15.0% |
| Aseguramiento (10%) | 10.0% | N/A | N/A | 10.0% | N/A | 10.0% | 10.0% | 10.0% | 10.0% | 10.0% | 10.0% | N/A | N/A | 10.0% |
| HISTORICO | 100.0% | 0.0% | 0.0% | 100.0% | 0.0% | 100.0% | 100.0% | 100.0% | 100.0% | 100.0% | 100.0% | 0.0% | 0.0% | 100.0% |
| MM MAP S.A DE C.V. | | | | | | | | | | | | | | |
| Calidad (50%) | 50.0% | N/A | N/A | 50.0% | N/A | 50.0% | 50.0% | 50.0% | 50.0% | 50.0% | N/A | N/A | 50.0% | 50.0% |
| Compras (25%) | 25.0% | N/A | N/A | 25.0% | N/A | 25.0% | 25.0% | 25.0% | 25.0% | 25.0% | N/A | N/A | 25.0% | 25.0% |



Título:

FORMATO

Numero de documento:
GAN-FOR-ADQ-02-02

Version:
02

Numero de hojas:
Ver pie de página

CONCENTRADO DE EVALUACION A PROVEEDORES

| | | | | | | | | | | | | | | | | | | | | |
|--|---------------|--------------|--------------|---------------|--------------|---------------|--------------|---------------|--------------|---------------|--------------|---------------|--------------|---------------|--------------|---------------|--------------|---------------|---------------|--------------|
| Almacén (15%). | 15.0% | N/A | N/A | 15.0% | N/A | 15.0% | N/A | N/A | N/A | N/A | N/A | N/A | N/A | N/A | N/A | N/A | N/A | N/A | 15.0% | 15.0% |
| Aseguramiento (10%) | 10.0% | N/A | N/A | 10.0% | N/A | 10.0% | N/A | 10.0% | N/A | 10.0% | N/A | 10.0% | N/A | 10.0% | N/A | 10.0% | N/A | 10.0% | 10.0% | 10.0% |
| HISTORICO | 100.0% | 0.0% | 0.0% | 100.0% | 0.0% | 100.0% | 0.0% | 100.0% | 0.0% | 100.0% | 0.0% | 100.0% | 0.0% | 100.0% | 0.0% | 100.0% | 0.0% | 100.0% | 100.0% | |
| MOJDERAMA S.A DE C.V. | | | | | | | | | | | | | | | | | | | | |
| Calidad (50%) | N/A | N/A | N/A | N/A | N/A | N/A | N/A | N/A | N/A | N/A | N/A | N/A | N/A | N/A | N/A | N/A | N/A | N/A | N/A | N/A |
| Compras (25%). | N/A | N/A | N/A | N/A | N/A | N/A | N/A | N/A | N/A | N/A | N/A | N/A | N/A | N/A | N/A | N/A | N/A | N/A | N/A | N/A |
| Almacén (15%). | N/A | N/A | N/A | N/A | N/A | N/A | N/A | N/A | N/A | N/A | N/A | N/A | N/A | N/A | N/A | N/A | N/A | N/A | N/A | N/A |
| Aseguramiento (10%) | N/A | N/A | N/A | N/A | N/A | N/A | N/A | N/A | N/A | N/A | N/A | N/A | N/A | N/A | N/A | N/A | N/A | N/A | N/A | N/A |
| HISTORICO | 0.0% | 0.0% | 0.0% | 0.0% | 0.0% | 0.0% | 0.0% | 0.0% | 0.0% | 0.0% | 0.0% | 0.0% | 0.0% | 0.0% | 0.0% | 0.0% | 0.0% | 0.0% | 0.0% | |
| MULTIVAC MEXICO SA DE CV | | | | | | | | | | | | | | | | | | | | |
| Calidad (50%) | N/A | N/A | N/A | N/A | N/A | N/A | N/A | N/A | N/A | N/A | N/A | N/A | N/A | N/A | N/A | N/A | N/A | N/A | N/A | N/A |
| Compras (25%). | N/A | N/A | N/A | N/A | N/A | N/A | N/A | N/A | N/A | N/A | N/A | N/A | N/A | N/A | N/A | N/A | N/A | N/A | N/A | N/A |
| Almacén (15%). | N/A | N/A | N/A | N/A | N/A | N/A | N/A | N/A | N/A | N/A | N/A | N/A | N/A | N/A | N/A | N/A | N/A | N/A | N/A | N/A |
| Aseguramiento (10%) | N/A | N/A | N/A | N/A | N/A | N/A | N/A | N/A | N/A | N/A | N/A | N/A | N/A | N/A | N/A | N/A | N/A | N/A | N/A | N/A |
| HISTORICO | 0.0% | 0.0% | 0.0% | 0.0% | 0.0% | 0.0% | 0.0% | 0.0% | 0.0% | 0.0% | 0.0% | 0.0% | 0.0% | 0.0% | 0.0% | 0.0% | 0.0% | 0.0% | 0.0% | |
| NEXTMED SA DE CV | | | | | | | | | | | | | | | | | | | | |
| Calidad (50%) | 50.0% | 31.8% | 20.0% | 31.8% | 47.2% | 44.7% | 31.8% | 47.2% | 44.7% | 31.8% | 47.2% | 44.7% | 31.8% | 47.2% | 44.7% | 31.8% | 47.2% | 44.7% | 31.8% | 47.2% |
| Compras (25%). | 25.0% | 25.0% | 25.0% | 25.0% | 25.0% | 25.0% | 25.0% | 25.0% | 25.0% | 25.0% | 25.0% | 25.0% | 25.0% | 25.0% | 25.0% | 25.0% | 25.0% | 25.0% | 25.0% | 25.0% |
| Almacén (15%). | 15.0% | 15.0% | 15.0% | 15.0% | 15.0% | 15.0% | 15.0% | 15.0% | 15.0% | 15.0% | 15.0% | 15.0% | 15.0% | 15.0% | 15.0% | 15.0% | 15.0% | 15.0% | 15.0% | 15.0% |
| Aseguramiento (10%) | 10.0% | 10.0% | 10.0% | 10.0% | 10.0% | 10.0% | 10.0% | 10.0% | 10.0% | 10.0% | 10.0% | 10.0% | 10.0% | 10.0% | 10.0% | 10.0% | 10.0% | 10.0% | 10.0% | 10.0% |
| HISTORICO | 100.0% | 81.8% | 70.0% | 81.8% | 97.2% | 94.7% | 81.8% | 97.2% | 94.7% | 81.8% | 97.2% | 94.7% | 81.8% | 97.2% | 94.7% | 81.8% | 97.2% | 94.7% | 81.8% | 97.2% |
| NOEL ALEXIS ESTRADA LOPEZ | | | | | | | | | | | | | | | | | | | | |
| Calidad (50%) | N/A | N/A | N/A | N/A | N/A | N/A | N/A | N/A | N/A | N/A | N/A | N/A | N/A | N/A | N/A | N/A | N/A | N/A | N/A | N/A |
| Compras (25%). | N/A | N/A | N/A | N/A | N/A | N/A | N/A | N/A | N/A | N/A | N/A | N/A | N/A | N/A | N/A | N/A | N/A | N/A | N/A | N/A |
| Almacén (15%). | N/A | N/A | N/A | N/A | N/A | N/A | N/A | N/A | N/A | N/A | N/A | N/A | N/A | N/A | N/A | N/A | N/A | N/A | N/A | N/A |
| Aseguramiento (10%) | N/A | N/A | N/A | N/A | N/A | N/A | N/A | N/A | N/A | N/A | N/A | N/A | N/A | N/A | N/A | N/A | N/A | N/A | N/A | N/A |
| HISTORICO | 0.0% | 0.0% | 0.0% | 0.0% | 0.0% | 0.0% | 0.0% | 0.0% | 0.0% | 0.0% | 0.0% | 0.0% | 0.0% | 0.0% | 0.0% | 0.0% | 0.0% | 0.0% | 0.0% | |
| PRODUCTOS MEDICOS Y HOSPITALARIOS S.A DE C.V. | | | | | | | | | | | | | | | | | | | | |
| Calidad (50%) | 50.0% | 45.0% | N/A | 45.0% | 45.0% | 40.0% | 45.0% | 45.0% | 40.0% | 45.0% | 45.0% | 40.0% | 45.0% | 45.0% | 40.0% | 45.0% | 45.0% | 40.0% | 45.0% | 44.1% |
| Compras (25%). | 20.0% | 20.0% | N/A | 20.0% | 20.0% | 20.0% | 20.0% | 20.0% | 20.0% | 20.0% | 20.0% | 20.0% | 20.0% | 20.0% | 20.0% | 20.0% | 20.0% | 20.0% | 20.0% | 20.0% |
| Almacén (15%). | 10.0% | 10.0% | N/A | 10.0% | 10.0% | 10.0% | 10.0% | 10.0% | 10.0% | 10.0% | 10.0% | 10.0% | 10.0% | 10.0% | 10.0% | 10.0% | 10.0% | 10.0% | 10.0% | 10.0% |
| Aseguramiento (10%) | 10.0% | 10.0% | N/A | 10.0% | 10.0% | 10.0% | 10.0% | 10.0% | 10.0% | 10.0% | 10.0% | 10.0% | 10.0% | 10.0% | 10.0% | 10.0% | 10.0% | 10.0% | 10.0% | 10.0% |
| HISTORICO | 90.0% | 85.0% | 0.0% | 85.0% | 85.0% | 80.0% | 85.0% | 85.0% | 80.0% | 85.0% | 85.0% | 80.0% | 85.0% | 85.0% | 80.0% | 85.0% | 85.0% | 80.0% | 85.0% | 84.1% |
| PROMEM S.A DE C.V | | | | | | | | | | | | | | | | | | | | |
| Calidad (50%) | N/A | N/A | N/A | N/A | N/A | N/A | N/A | N/A | N/A | N/A | N/A | N/A | N/A | N/A | N/A | N/A | N/A | N/A | N/A | N/A |
| Compras (25%) | | | | | | | | | | | | | | | | | | | | |
| Página 7 de 10 | | | | | | | | | | | | | | | | | | | | |
| Documento confidencial propiedad de Industrias Nacionales Frías S.A de C.V., queda prohibido su uso, divulgación y/o reproducción total o parcial sin previa autorización. | | | | | | | | | | | | | | | | | | | | |
| Ganaderos 234 - B Cal. Granjas Esmeralda, Alcabala Izamalpa, C.P. 08810 Ciudad de Mérida Yuc. Tel: 66 55 01 84 11 | | | | | | | | | | | | | | | | | | | | |
| N/A | | | | | | | | | | | | | | | | | | | | |
| 15.0% | | | | | | | | | | | | | | | | | | | | |
| GAN-FOR-ADQ-02-02 | | | | | | | | | | | | | | | | | | | | |

